

WI CAN Educational Series & Continuing Education Credits (CME/CE activities through the Medical College of Wisconsin)

Step-by-Step Instructions

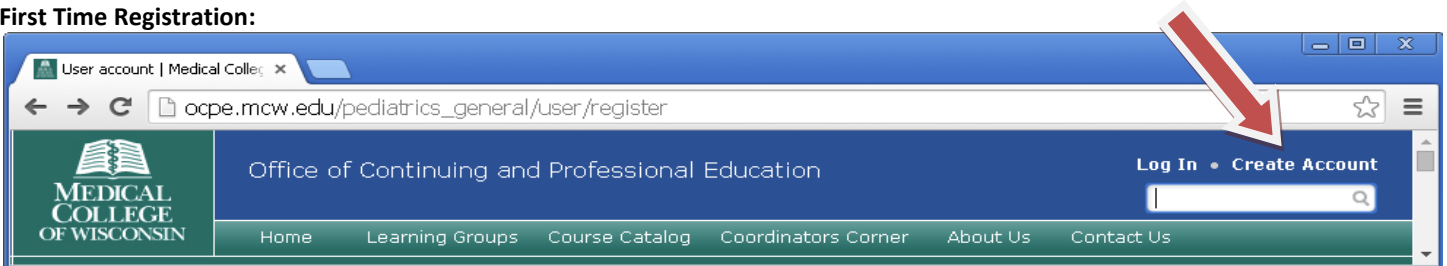
Website: <http://ocpe.mcw.edu>

Important

It is best to use Google Chrome or Firefox as Internet Explorer does not consistently work with this program.

All accredited CME/CE activities will be managed by the Medical College of Wisconsin using a web-based software system called EthosCE. Below you will find directions on how to set up a profile, enroll in courses and claim credit for attending **WI CAN Educational Series** activities. Your personal account in the EthosCE system will allow you to have access to your attendance, transcripts, certificates and course registration data.

First Time Registration:



Click **Create Account** in the upper right hand corner of the screen.

- Complete the profile fields as indicated.
- Please add your **Agency Name** under **Additional Street Address**.
- Under **Sub-specialty** please choose **Pediatrics-Child Protection** unless your subspecialty is listed.
- Under Learner Type choose one of the options listed or the *Other* option. When choosing *Other* you may be asked to **Specify** in the next step. Please fill in your specialty i.e. Law Enforcement, District Attorney, etc.
- You can skip the Dietary requirements and Emergency Contact portions of the form.
- After completing the CAPTCHA click the *Create New Account* button.

Note: Once you have created a profile, you do not need to repeat these steps again. If you wish to register for any other upcoming CME/CE activities, you can simply enroll in the course without re-entering basic registration data.

User account / Account information

Username: *

Spaces are allowed; punctuation is not allowed except for periods, hyphens, and underscores.

E-mail address: *

A valid e-mail address. All e-mails from the system will be sent to this address. The e-mail address is not made public and will only be used if you wish to receive a new password or wish to receive certain news or notifications by e-mail.

Password: *

Confirm password: *

Complete all Demographic Information as required then choose Pediatrics-Child Protection under Sub-specialty unless your specific sub-specialty field is listed.

Sub-specialty: *

Learner Type: *

****Skip this area unless you attend other non web-based MCW CME/CE activities.**

Dietary requirement:

Special Needs:

Please state any special needs/accommodations that you may require while participating in this activity

Emergency Contact

Name:

Relationship:

Phone Number:

Country code:

Featured Event Signup (optional)

You will be automatically signed up once your account is created.

You may see something such as below- please ignore this. DO NOT check the box(es) unless you plan to attend.

[Best and Safest Care: The Leaders Role](#)

[Management of Advanced and Castration Resistant Prostate Cancer Supplement](#)

[Tympanostomy Tubes in Children](#)

CAPTCHA

This question is for testing whether you are a human visitor and to prevent automated spam submissions.



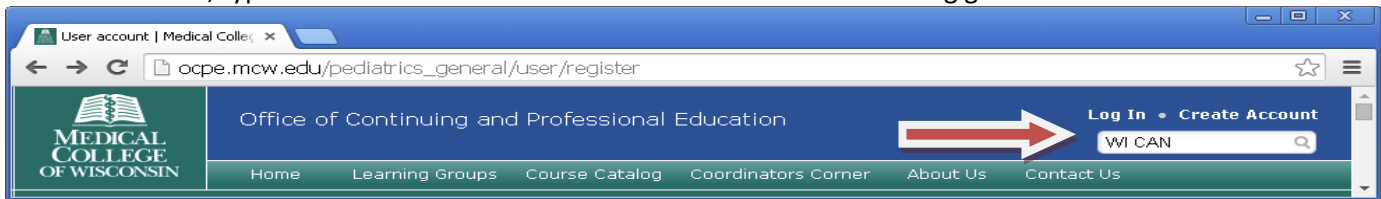
3684586

Click Create New Account

Create new account

Enrolling in Courses

In the Search Box, type **WI CAN Educational Series 2017** and click on the looking glass.



You will then see this...

[Advanced search](#)

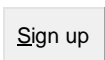
Search results

WI CAN Educational Series 2017....if you'd like to attend. The **WI CAN Educational Series** consists of statewide, web-based lectures and case-based ...

Click on the **WI CAN Educational Series 2017** link (make sure you choose the properly worded link) as noted above. **This next step is important...Click on WI CAN Educational Series 2017 which will automatically register you for all future WI CAN webinars. This does not mean you have to attend all sessions but will save you time and the inconvenience of repeating these steps if you do attend.**

WI CAN Educational Series 2017

Click **Sign Up**.



Completing Evaluations and Claiming CME/CE Credit in MCW/EthosCE

1. Log In at <http://ocpe.mcw.edu>
2. Click **My Courses**
3. Click the Title of the CME Activity to evaluate. You may have to scroll down to find it.

A screenshot of the OCPE website's "My Account" page. The user is logged in as "TCopies". The page shows a navigation menu with "My Activities" selected. Below the menu, there are tabs for "Courses (in progress)", "External credits", and "Transcript". The "Pending Activities" section contains a table with the following data:

Title	Course status	Expiration date	Cancellation Form
60th Annual Scientific and Standardization Committee Meeting of the International Society on Thrombosis and Haemostasis	Eval 60th Annual SSC	08/26/2014 - 5:00pm	Cancellation Form
Professional Practice Gaps	Practice Gap Quiz	08/30/2014 - 5:00pm	Cancellation Form

A red arrow points to the first activity title in the table.

4. Click the Evaluation icon to complete the survey and claim credit

